

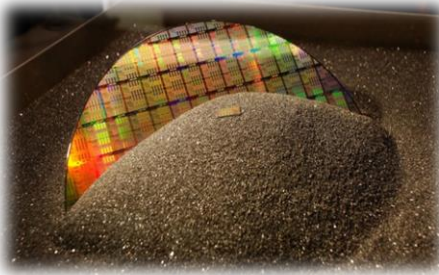
COMPANY PROFILE

Stock Ticker	KOSDAQ 036930
Fiscal 2016 Revenue	266.9 Wbn
Founded	APR. 13, 1995
Headquarters	Gwangju, Gyeonggi, R.O.K
Founder & CEO	Chul Joo, Hwang



BUSINESS AREA


SEMICONDUCTOR



DISPLAY(LCD&OLED)



SOLAR CELL



BUSINESS AREA

FINANCIAL FUNDAMENTALS

NON-CONSOLIDATED FINANCIAL STATEMENT (Wbn)

INCOME STATEMENT

	1Q 2017	2016	2015	2014
Net Sales	76.0	266.9	175.7	140.4
Operating Income(Loss)	12.2	36.3	14.5	9.9
- Ratio(%)	16.1	13.6	8.3	7.0
Net Income(Loss)	12.7	30.6	6.6	(20.9)
- Ratio(%)	16.7	11.5	3.7	(14.9)

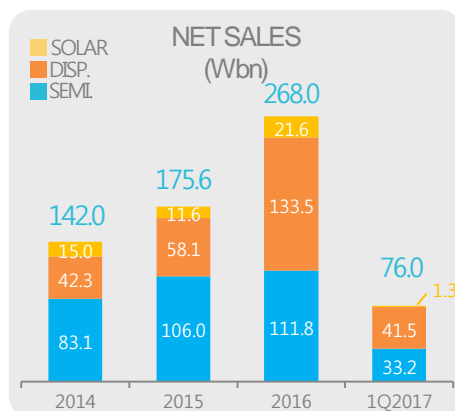
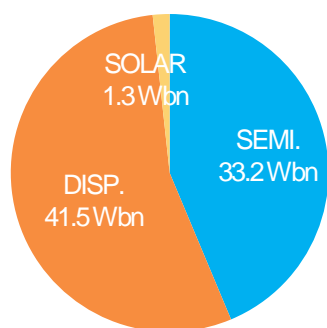
BALANCE SHEET

	2016	2015	2014
Total assets	321.9	307.7	304.6
Total Current Liabilities	164.5	193.3	196.1
Total Stockholders' Equity	157.4	114.4	108.5

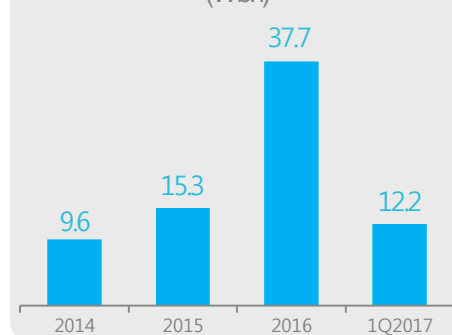
CASH FLOW

	2016	2015	2014
Cash flows from operating activities	20.1	30.7	40.4
Cash flows from investing activities	(5.7)	(5.7)	(6.3)
Cash flows from financing activities	(14.0)	(10.4)	(43.9)
Net increase(decrease) in cash and cash equivalents	0.4	14.5	(9.7)
Cash and cash equivalents at beginning of year	31.0	14.4	24.1
Cash and cash equivalents at end of year	31.1	29.0	14.4

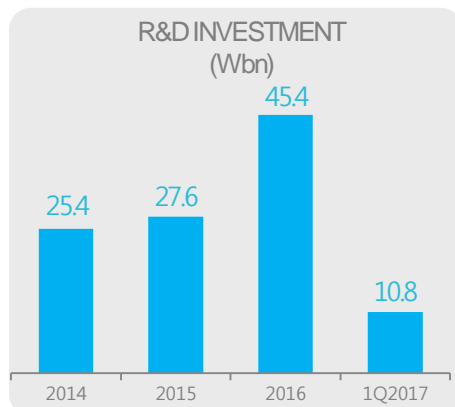
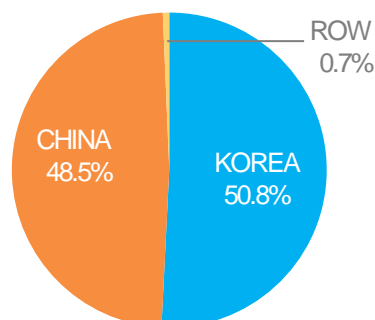
FY 1Q 2017
SALES BY SEGMENT



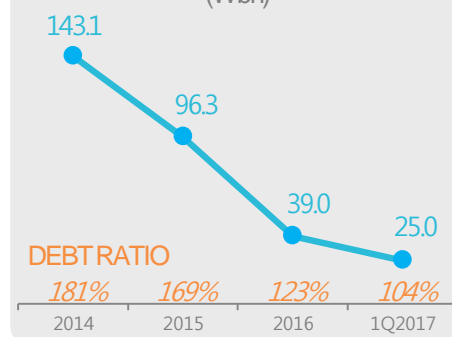
OPERATING INCOME
(Wbn)



FY 1Q 2017
SALE BY GEOGRAPHY



INTEREST-BEARING LOAN
(Wbn)



APPENDIX

SALES BREAKDOWN(Non-Consolidated)

SALES BY SEGMENT	1Q17	1Q16	2Q16	3Q16	4Q16	2016	1Q15	2Q15	3Q15	4Q15	2015	1Q14	2Q14	3Q14	4Q14	2014
Semiconductor	33.2	41.8	28.0	19.1	22.9	111.8	26.8	31.0	29.4	18.8	106.0	22.3	20.6	15.1	25.1	83.1
Display	41.5	8.8	38.1	36.3	50.3	133.5	2.0	8.2	20.2	27.7	58.1	9.4	6.9	18.0	8.0	42.3
Solarcell	1.3	2.7	3.6	7.5	7.8	21.6	5.2	2.2	2.1	2.1	11.6	1.5	5.1	3.1	5.3	15.0
Total	76.0	53.3	69.7	62.9	81.0	266.9	34.0	41.4	51.7	48.6	175.7	33.2	32.6	36.2	38.4	140.4

SALE BY GEOGRAPHY	1Q17	1Q16	2Q16	3Q16	4Q16	2016	1Q15	2Q15	3Q15	4Q15	2015	1Q14	2Q14	3Q14	4Q14	2014
Local Korea	38.6	38.2	62.4	60.0	46.8	207.4	22.3	29.5	43.4	20.7	115.9	18.5	22.2	13.2	22.6	76.5
Taiwan	0.3	0.2	0.4	0.1	5.1	5.8	0.1	0.3	0.8	1.0	2.2	5.8	0.2	0.1	2.5	8.6
Oversea China	36.9	13.3	4.8	1.6	28.4	48.1	9.6	10.0	6.0	25.7	51.3	7.5	9.0	21.0	9.2	46.7
ROW	0.2	1.6	2.1	1.2	0.7	5.6	2.0	1.6	1.5	1.2	6.3	1.4	1.2	1.9	4.1	8.6
Sub total	37.4	15.1	7.3	2.9	34.2	59.5	11.7	11.9	8.3	27.9	59.8	14.7	10.4	23.0	15.8	63.9
Total	76.0	53.3	69.7	62.9	81.0	266.9	34.0	41.4	51.7	48.6	175.7	33.2	32.6	36.2	38.4	140.4

BACKLOG (2017.03.31)

Segment	Semi	Display		Solar Cell	Total
		LCD	OLED		
Sales	8.5	20.7	18.2	3.1	50.5
Ratio(%)	16.8%	41.0%	36.0%	6.2%	100.0%

CONTACT NUMBER

MAIN

+82-31-760-7000

IR/PR

+82-31-760-7109

SALES

+82-31-760-7225

HR

+82-31-799-1860

JUSUNG ENGINEERING CO., LTD.

Headquarter

240 Opo-ro, Opo-eup, Gwangju-si Gyeonggi-do, Korea 12773

TEL : +81-31-760-7109

URL : <http://www.jusung.com>

JUSUNG
ENGINEERING