

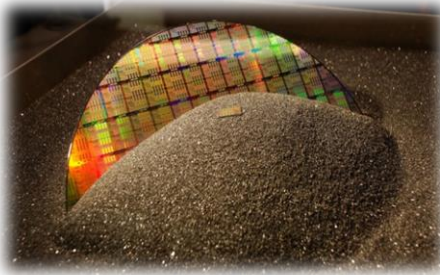
## COMPANY PROFILE

Stock Ticker	KOSDAQ 036930
Fiscal 2015 Revenue	175.6 Wbn
Founded	APR. 13, 1995
Headquarters	Gwangju, Gyeonggi, R.O.K
Founder & CEO	Chul Joo, Hwang



## BUSINESS AREA


### SEMICONDUCTOR



### DISPLAY(LCD&OLED)



### SOLAR CELL



# FINANCIAL FUNDAMENTALS

## CONSOLIDATED FINANCIAL STATEMENT (Wbn)

### INCOME STATEMENT

	1Q 2016	2015	2014	2013
Net Sales	54.3	175.6	142.0	153.7
Operating Income(Loss)	8.0	15.3	9.6	1.0
- Ratio(%)	14.7	8.7	6.8	0.7
Net Income(Loss)	6.8	7.7	(21.1)	(36.3)
- Ratio(%)	12.5	4.4	(14.9)	(23.6)

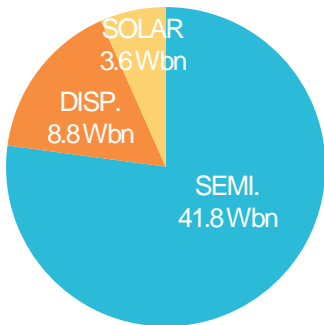
### BALANCE SHEET

Total assets	298.7	307.7	303.3	370.9
Total Current Liabilities	177.2	193.5	196.3	98.2
Total Stockholders' Equity	121.5	114.2	107.0	272.7

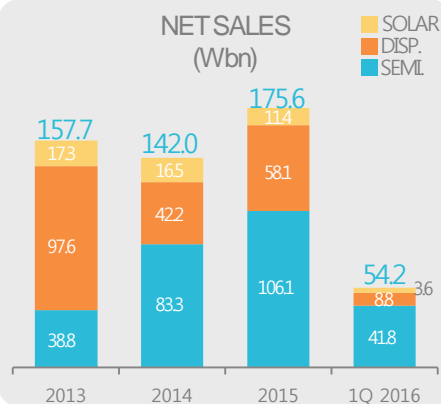
### CASH FLOW

Cash flows from operating activities	22.4	16.5	(0.7)	16.5
Cash flows from investing activities	(1.5)	4.1	(11.3)	4.1
Cash flows from financing activities	(41.6)	(20.8)	11.1	(20.8)
Net increase(decrease) in cash and cash equivalents	(20.7)	(0.2)	(0.9)	(0.2)
Cash and cash equivalents at beginning of year	24.2	24.4	25.3	24.4
Cash and cash equivalents at end of year	3.5	24.2	24.4	24.2

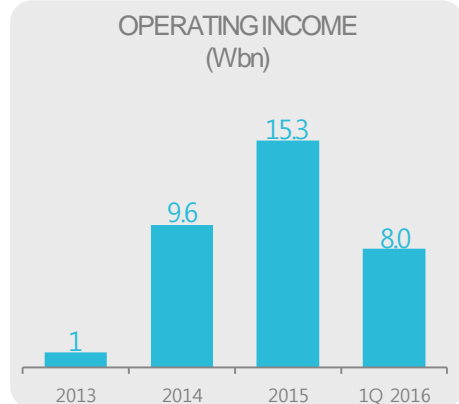
FY 1Q 2016  
SALES BY SEGMENT



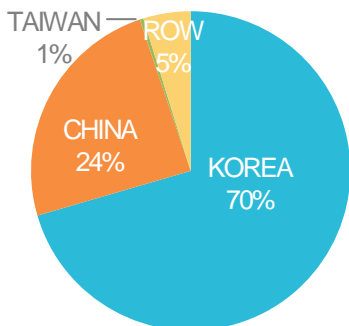
NET SALES  
(Wbn)



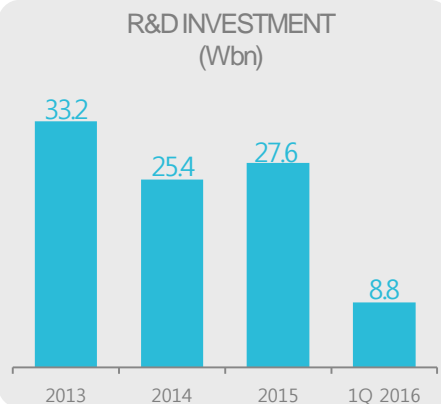
OPERATING INCOME  
(Wbn)



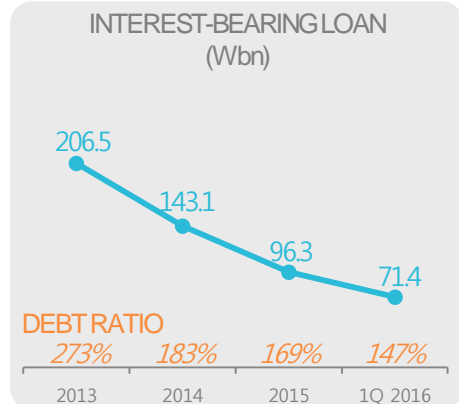
FY 1Q 2016  
SALE BY GEOGRAPHY



R&D INVESTMENT  
(Wbn)



INTEREST-BEARING LOAN  
(Wbn)



# APPENDIX

## SALES BREAKDOWN

SALES BY SEGMENT	1Q16	1Q15	2Q15	3Q15	4Q15	2015	1Q14	2Q14	3Q14	4Q14	2014	1Q13	2Q13	3Q13	4Q13	2013
Semiconductor	41.8	26.8	31.0	29.4	18.8	106.0	22.3	20.6	15.1	25.1	83.1	6.3	7.6	7.5	17.5	38.9
Display	8.8	2.0	8.2	20.2	27.7	58.1	9.4	6.9	18.0	8.0	42.3	7.0	31.8	24.7	34.0	97.5
Solar cell	2.7	5.2	2.2	2.1	2.1	11.6	1.5	5.1	3.1	5.3	15.0	4.1	3.3	3.1	4.7	15.2
Total	53.3	34.0	41.4	51.7	48.6	175.7	33.2	32.6	36.2	38.4	140.4	17.4	42.7	35.3	56.2	151.6

SALE BY GEOGRAPHY	1Q16	1Q15	2Q15	3Q15	4Q15	2015	1Q14	2Q14	3Q14	4Q14	2014	1Q13	2Q13	3Q13	4Q13	2013	
Local	Korea	38.2	22.3	29.5	43.4	20.7	115.9	18.5	22.2	13.2	22.6	76.5	12.6	39.1	19.5	22.0	93.2
	Taiwan	0.2	0.1	0.3	0.8	1.0	2.2	5.8	0.2	0.1	2.5	8.6	0.4	0.3	0.7	2.0	3.4
Overseas	China	13.3	9.6	10.0	6.0	25.7	51.3	7.5	9.0	21.0	9.2	46.7	2.3	1.5	12.9	27.4	44.1
	ROW	1.6	2.0	1.6	1.5	1.2	6.3	1.4	1.2	1.9	4.1	8.6	2.1	1.8	2.2	4.8	10.9
Sub total	15.1	11.7	11.9	8.3	27.9	59.8	14.7	10.4	23.0	15.8	63.9	4.8	3.6	15.8	34.2	58.4	
Total	53.3	34.0	41.4	51.7	48.6	175.7	33.2	32.6	36.2	38.4	140.4	17.4	42.7	35.3	56.2	151.6	

## CONTACT NUMBER

MAIN



+82-31-760-7000

IR/PR



+82-31-760-7108

SALES



+82-31-760-7225

HR



+82-31-799-1860

JUSUNG ENGINEERING CO., LTD.

Headquarter

240 Opo-ro, Opo-eup, Gwangju-si Gyeonggi-do, Korea 12773

TEL : +81-31-760-7000

URL : <http://www.jusung.com>

**JUSUNG**  
ENGINEERING