

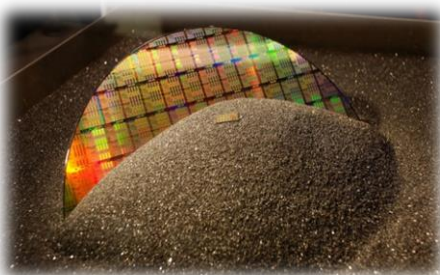
COMPANY PROFILE

Stock Ticker	KOSDAQ 036930
Fiscal 2018 Revenue	262.7 Wbn
Founded	APR. 13, 1995
Headquarters	Gwangju, Gyeonggi, R.O.K
Founder & CEO	Chul Joo, Hwang



BUSINESS AREA

SEMICONDUCTOR



SDP ALD



APPLICATION

- High-K
- Metal
- SiO / SiOC / SiON
- SiN / SiBN
- Oxidation
- Nitridation

DISPLAY(LCD&OLED)



TSD CVD/ALD



APPLICATION

- Barrier/Buffer
- TFT(LTPS / Oxide)
- Encapsulation
- TSP

SOLAR CELL



TF / High Efficiency / c-Si



APPLICATION

- Turnkey Solution
- PE CVD
- RIE

FINANCIAL FUNDAMENTALS

Non-Consolidated FINANCIAL STATEMENT (Wbn)

INCOME STATEMENT

	1Q19	1Q18	2018	2017
Net Sales	60.8	70.1	262.7	272.5
Operating Income	9.1	12.4	41.0	41.2
- Ratio(%)	15.0	17.7	15.6	15.1
Net Income	9.0	11.3	43.7	40.5
- Ratio(%)	14.8	16.1	16.6	14.9

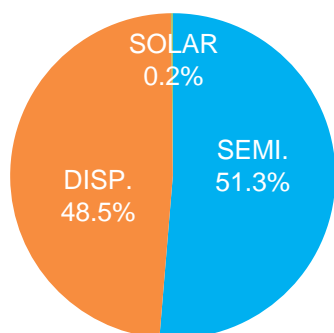
BALANCE SHEET

	1Q19	1Q18	2018	2017
Total assets	390.9	322.4	354.1	312.0
Total Liabilities	184.9	128.0	152.2	126.7
Total Stockholders' Equity	206.0	194.4	201.9	185.3

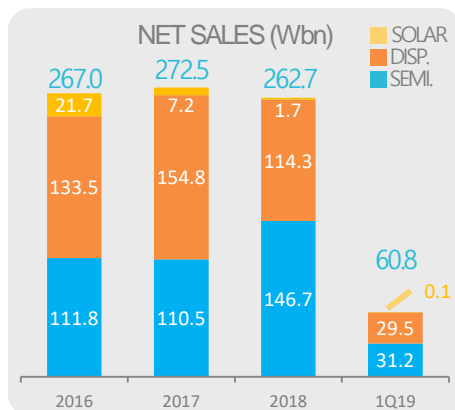
CASH FLOW

	1Q19	1Q18	2018	2017
Cash flows from operating activities	31.1	14.2	(34.9)	57.0
Cash flows from investing activities	(25.2)	(14.9)	(49.3)	(15.2)
Cash flows from financing activities	17.5	(5.0)	45.5	(24.0)
Net increase(decrease) in cash and cash equivalents	23.4	(5.7)	(38.7)	17.8
Cash and cash equivalents at beginning of year	9.8	48.6	48.6	31.0
Cash Asset Exchange Rate Effectiveness	0.1	(0.04)	(0.01)	(0.2)
Cash and cash equivalents at end of year	33.3	42.9	9.8	48.6

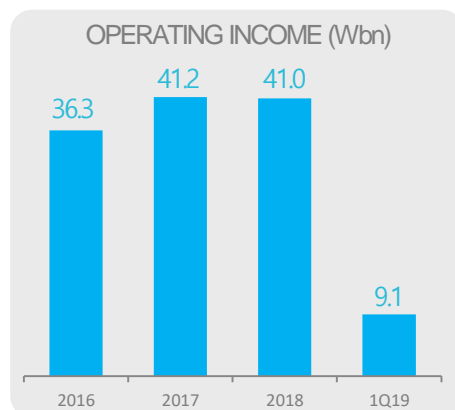
1Q19
SALES BY SEGMENT



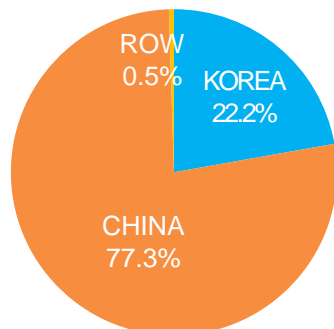
NET SALES (Wbn)



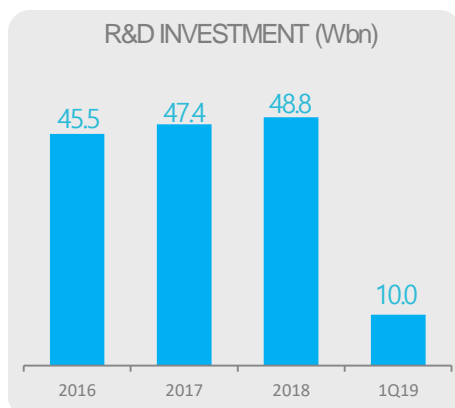
OPERATING INCOME (Wbn)



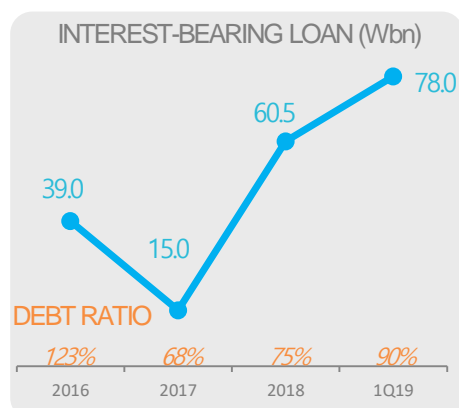
1Q19
SALE BY GEOGRAPHY



R&D INVESTMENT (Wbn)



INTEREST-BEARING LOAN (Wbn)



APPENDIX

SALES BREAKDOWN(Non-Consolidated)

						(Wbn)			
SALES BY SEGMENT		1Q19	2Q19	3Q19	4Q19	2019	2018	2017	2016
Semiconductor		31.2				31.2	146.7	110.5	111.8
Display		29.5				29.5	114.3	154.8	133.5
Solar cell		0.1				0.1	1.7	7.2	21.7
Total		60.8				60.8	262.7	272.5	267.0

SALE BY GEOGRAPHY		1Q19	2Q19	3Q19	4Q19	2019	2018	2017	2016
Local	Korea	13.5				13.5	218.1	196.0	207.4
	China	47.0				47.0	33.7	66.7	48.1
Oversea	Taiwan	0.2				0.2	10.1	7.4	5.8
	ROW	0.1				0.1	0.8	2.4	5.7
Sub total		47.3				47.3	44.6	76.5	59.6
Total		60.8				60.8	262.7	272.5	267.0

BACKLOG (2019.03.31)

				(Wbn)
Segment	Semi	Display	Solar Cell	Total
Sales	21.6	49.9	-	71.5
Ratio(%)	30.2%	69.8%	0%	100.0%

CONTACT NUMBER

MAIN

+82-31-760-7000

IR/PR

+82-31-760-7109

SALES

+82-31-760-7225

HR

+82-31-760-7057

JUSUNG ENGINEERING CO., LTD.

Headquarter

240 Opo-ro, Opo-eup, Gwangju-si Gyeonggi-do, Korea 12773

TEL : +81-31-760-7109

URL : <http://www.jusung.com>

JUSUNG
ENGINEERING